

TRACER STUDY REPORT

2023 A.D.

Submitted to:

Nurturing Excellence in Higher Education program (NEHEP)

(Extended Performance Based Funding)

Submitted by:

Diktel Multiple Campus

Diktel Rupakot Majhuwagadhi Municipality-2,Diktel Khotang

Koshi Province , Nepal.

Acknowledgements

We would like to thank university Grant Commission (UGC) for providing the excellent opportunity of conducting the graduates tracer study of Diktel Multiple Campus. It has encouraged us in reaching the access of the ex-graduate student and their relative status in the society after completing bachelor levels via this campus. The tasks given by UGC are based on the contribution and achievement of the campus and it is also redemptive in its essence. This research work would never have completed without the assistance and response of the graduate passed out students in 2023 A.D. The research team would like to consider them as the subject of special thanks. We are highly grateful for their selfless participation.

We would like to express our sincere acknowledgement to the campus management committee for making decision. The sincere suggestion and active involvement of the chairperson of campus management committee, Mrs. Durga Jayanti Rai and her members for remarkable support. Campus Chief Mr. Hira Kumar Rai and Assistant Campus Chief Mr. Krishna Bahadur Rai and Harka Bir Rai are highly thankful for theirs' regular guidance and support to produce this report. The active participation and cooperation of all campus staffs in collection data and drafting them is praiseworthy. So the study committee is highly indebted to them of their regular assistance on the completion of this work. Similarly, the administrative staffs are also are highly thankful for providing the materials in need. Finally, we would like to express our gratitude to all the well wisher from the family members of the campus for their valuable contribution made directly or indirectly for the completion of this work.

Diktel Multiple Campus

Tracer Study Team

Diktel, Khotang

Executive Summary

Diktel Multiple campus is a community based campus and now accredited by University Grants Commission (UGC) Nepal, located at Eastern hilly part of Nepal. Despite many difficulties and inaccessibility, it is a dedicated educational institute established 2037 B.S. Since its inception, it is continuous in its journey of providing bachelor level and Master Level education in the rural setting. Higher Education Reform program II of Diktel Multiple Campus has conducted tracer study of the graduates from this college. The mission of campus is to create and transmit ideas, knowledge, virtues and skills to the students with a view to preparing them to be self employed and self dependent citizens in the country.

The tracer study covers the study of the graduates passed out in 2023 A.D. The major concern of the study is therefore to trace the condition of employability of the graduates and the type of employment. The Graduate Tracer Study of Diktel Multiple Campus provides a glimpse of relative status of its past graduate and organization of the campus in the field of education.

The tracer study is explorative which focuses on the graduates passed out in 2023 A.D. The major objectives of his study are to find out the job status, personal development and attitude towards the institutions.

The study also focuses the way they are supported by the education gained from this campus. The graduates involved in this study, are categorized into different clusters and groups in terms of job status as well as gender, Dali, EDJ and other castes.

For the completion of his work, the research team has used the methods of questionnaire and interview through telephone, email and personal contact. After collecting the data, they have been presented in tables. They are analyzed using different approaches such as descriptive and exploratory. The graduates from this campus are found to be employed particularly in government service, schools (public, and private) NGOs and other private sectors. The number of unemployed graduates is noticeable in the batch of 2023 A.D. But most of the graduates view that the graduation from this campus plays the major determinant role to develop their career.

Table of Content	page No
ACKNOWLEDGEMENT	i
EXECUTIVE SUMMARY	ii
TABLE OF CONTENTS	iii
LIST OF TABLES	v
LIST OF FIGURES	vi
ABBREVIATIONS	vii
Chapter 1	
1. INTRODUCTION:	
1.1 Background/Rationale	1
1.2 Objectives of the study	2
1.3 Institutional arrangements to conduct the study	2
1.4 Graduate batch taken for the study	3
1.5 Data collection - Instruments and approach	3
1.6 Scope and limitations of the study	4
Chapter 2	
2. DATA PRESENTATION AND ANALYSIS:	5
2.1. Graduates Batch 2023 A.D.	5
2.2. The Catchment Area	5
2.3. Familiarity with Media and Technology	6
2. 4. Profile of graduates 2023 A.D.	7
2.5. Cast wise Composition of Graduates	8
2. 5.1. Faculty wise Distribution of the Graduates:	9
2. 5.1.2. Faculty of Management	9
2. 5.1.3. Faculty of Humanities and Social Science	10

2.5. 1.4. Faculty of Education	10
2.6. Employment Status of the Graduates	11
2.6.1. Faculty wise Employment Condition	12
2.6.1.2 Faculty Of Management	12
2.6.1.3. Faculty of Humanities and Social Science	12
2.6.1.4. Faculty of Education	13
2.7. Further Study Status of the Graduates	13
2.8. Strength and Weakness of the institution	14
2.8.1 Relevance of the Program to Professional (job) Requirements	14
2.8.2. Extracurricular activities	15
2.8.3. Problem solving ability	15
2.8.4. Work placement / attachment / internship/ Teaching	15
2.8.5. Quality of education delivered	16
2.8.6. Teacher Student relationship	16
2.8.7. Library facility	16
2.8.8. Lab facility	17
2.8.9. Canteen / Urinals etc	18
2.9 Suggestions/Recommendations for the betterment of Institution	18
Chapter 3	
3. MAJOR FINDINGS	21
Chapter 4	
4. IMPLICATIONS TO INSTITUTIONAL REFORM	24
Chapter 5	
5. CONCLUSION AND RECOMMENDATIONS	26

List of tables

Tables No	Title	Page no
1	Graduate students 2023A.D.	5
2	The Catchment Area	5
3	Email User Faculty Wise	6
4	Social Media (Facebook) Users Faculty wise	7
5	Profile of graduates 2023A.D.	8
6	Cast wise	9
7	Faculty of Management	9
8	Faculty of Humanities and social Science	10
9	Faculty of Education	10
10	Employment Status of the Graduates	11
11	Faculty of Management	12
12	Faculty of Humanities and Social Science	12
13	Faculty of Education	13
14	Farther Study Status of the Graduates	13
15	Job Requirements	14
16	Extracurricular activities	15
17	Problem solving ability	15
18	Work placement	16
19	Quality of education delivered	16
20	Teacher student relationship	16
21	Library Facility	17
22	Lab Facility	17
23	Sport facility	17
24	Canteen/Urinals	18
25	Suggestions/Recommendations for the betterment of Instiution	18-19

List of the Figures

Figure No	Title	Page no
1	The Catchment Area	6
2	Email User Faculty Wise	6
3	Social Media (Facebook) Users Faculty wise	7
4	Profile of graduates 2023A.D.	8
5	Cast wise composition of the Graduates	9
6	Graduates of Faculty of Management	10
7	Faculty of Humanities and social Science	10
8	Graduates Faculty of Education	11
9	Employed Graduates	12
10	Further study status of the Graduates	14

Abbreviation

A.D.	:	Anno Domini
B.A.	:	Bachelor of Arts
B.B.S.	:	Bachelor of Business Studies
B.Ed.	:	Bachelor of Education
B.S.	:	BikramSambat
C.M.C.	:	Campus management committee
D.M.C.	:	Diktel Multiple Campus
M.A.	:	Master of Arts
NGO	:	Non government organization
GO	:	Government Organization
T.U.	:	Tribhuwan University
U.G.C.	:	University Grant Commission

Chapter -1

Introduction

1.1 Background and Rational of the study

Diktal Multiple Campus is one of the hilly and remote districts; located in Sagarmatha zone of eastern part of Nepal. It is situated between Solukhumbu, Okhaldhunga, Udaypur and Bhojpur districts. It is located in center of the District headquarter, Diktal.

People of various castes indigenous majority of Rai ethnic group such as Tamang, Gurung, Sunuwar, Brahmin, Chhetri, Kami, Sharki and Damai are major inhabitant of this district. It is composed of 10 Local Government and Diktal is the administrative head quarter of this district, where Diktal Multiple Campus is located. According to the new reformation of local bodies Khotang district has two municipalities and eight Rural municipality. It is located in Diktal Rupakot Majhuwagadhi Municipality Dktel, Khotang.

Diktal Multiple Campus (DMC) is a community based educational institutions established in 2037 B.S. with the effort of community, social workers, intellectuals, various professionals, business entrepreneurs, local institutions and civil society of Diktal. After its establishment, the campus assembled required physical facilities and infrastructures by obtaining the donation, grants from different institutions and individuals. The campus has been running its classes in its own building since 2037 B.S. It is affiliated to Tribhuvan University to run Bachelor's and Master Degree under the faculties of Education, Humanities and Social Science -I.A. (2037 B.S.), B.A. (2042 B.S.), M.A. (Nepali 2070 B.S.), M.A Sociology Semester (2074 B.S.), Education 3 years B.ED. I year B.ED (2052 B.S.), M.Ed. (Nepali & EPM 2075 B.S.), Management I.COM. (2048 B.S.) and B.B.S. (2062 B.S.). The campus has covered the students of entire Khotang district and partly Solukhumbu, Okhaldhunga, Bhojpur and Udayapur.

The campus has made a significant contribution in the periods of 3 decades. It attempts to impart the quality education to the students of lower and lower middle class communities. The major economic source of the campus is the student's fee apart from the regular grants of University Grants Commission (UGC). Similarly, UGC under Nurturing Excellence in Higher Education Program (NEHEP), selected DMC for other grants and it is also selected for extended performance grants this year. There are 733 students studying in this campus.

The graduate students of this campus have engaged in multiple sectors. It is important to identify their employment situation in order to evaluate the standard of the production that will be supportive to make further plans for qualitative education. The study is centralized on: what is the situation of graduate passed students from Diktal Multiple Campus, their social relationship and the way they are supported by the education which they have gained from this institution.

Diktel Multiple Campus is conducting three faculties i.e. Education, Humanities and social science and management since long time. This study has been an evaluation method and tool to look its educational qualities. It can be a correcting device for campus administration and its stakeholders. The campus administration would make a new plan and strategy to strengthen the institution with the help of the study. This study is a glimpse of Diktel Multiple Campus that is contributing education facility in rural part where government access is not accessible. Furthermore, this study provides personal contact details of its graduates and their relative's status in the job placement. To find out factual data about the corresponding relationship between education and the applied field of graduated students from this campus in this sense, the research is very significant.

1.2. Objectives of the study

The main objectives of the study are as follows:

- To trace the students' desires and their personal development after acquiring the higher education.
- Investigate employment status of the graduates of 2023A.D..
- -Find out the kinds of programs the graduates are pursuing afterwards.
- -Identify the difficulties faced by graduates for the placement in the market after the completion of the program.
- Relate the experience and views of graduates as they evaluate DMC teaching and learning materials, institutional facilities and curriculum, in order to plan for future improvement.
- To analyze the relevance of higher education with reference to the job.

1.3. Institutional Arrangements to conduct the study

On the recommendation of the decisions of the staff meeting, the campus Management Committee (CMC) approved the decisions and the administration formed a Tracer study Committee of three members. The Committee started tasks with the help of administrative staff to contact the students and getting information. As per the UGC guideline, Diktel Multiple Campus second higher education program unit formed a here under Tracer study Committee for the purpose of conducting tracer study of its graduates students. The committee chair person and members are reformed by the campus management committee are given below:

S.N.	Name	Position
1	Shyam Kumar Rai	Task Team Leader
2	SankarThapa	Member
3	SanjibThapa	Member

All the campus staffs were duly requested to bear responsibility in the collection of data, drafting and preparing final document of the study.

1.4. Graduate Batch Taken for the study

As it has mentioned in methodology, this study is a synchronic research of the graduates passed out from this campus and it covers the batches in the academic year 2023A.D. Similarly this research has been duly centered on graduated of education stream and lists of graduate batch under taken for the study has been mentioned below. The institution (DMC) has taken the graduates of 2023 A.D. for the Tracer Study as it had already conducted its previous Tracer Study of the graduates of 2022 A.D.. The graduates from the faculty of Humanities, Management and Education of the bachelor level.

1.5. Data collection-instruments and Approach

The research has focused on the quality of higher education service provided to the students. Also the condition under which the graduates have been employed and its role in job-seeking, and how their areas of work are related to the programs offered by the college. In addition, the study is expected to help identify which programs are still relevant to current market demands and the findings of the study are to analyze the strengths and weaknesses of the College programs, and the relationships between education/ training and labor market needs. Hence, the methodology for this study is driven by the above issues and it is supposed to promote better understanding of the graduates' employability. In order to get the needed information, both quantitative and qualitative methods were employed for data collection and a questionnaire for interviewing telephone contact was piloted to make sure the right information could be collected or not. The Tracer Study committee collected the graduate lists of 2023 A.D. and the Bachelors Degree holders of the same year from the Faculty of Education, Faculty of management and Faculty of Humanities. The notice for tracer study was shared using the social media/ Face Book. Also the tracer questionnaire is filled at the time of the issuing character certificate. Those who couldn't come in contact were contacted through telephone and email. Required information was collected; individual forms were filled through face to face interview, telephonic conversation and via mails. Final report as prepared after all the selected information was compiled, analyzed and evaluated.

1.6. Scope and Limitations of the study

This study is centered on our batches of graduate's students of the academic year 2023 A.D. The total numbers of graduated included in the research are from Diktel Multiple Campus and it is delimited within the study of the acquired qualification and application of that qualification in their life. All most graduated have been involved in the study. Some graduates are missed and some of the contacted graduates have not been able to provide all required documents due to the circumstantial limitations. Accepting this reality the research committees has attempted to prepare the report as accurately as possible.

The study was made upon the graduates of 2023A.D. of DMC. It has following limitation.

- This tracer study was conducted to the graduates of 2023 A.D.of DMC only.
- The study was conducted within a short period of time and limited budget.
- The graduates who couldnot be reached and contacted have been left out in this study.
- Beside face to face interview, social media email and telephone contact\conversation were the key tools of data collection.
- Also the tracer questionnaire is filled at the time of the issuing character certificate.
- The graduate from faculty of management (BBS), Faculty of Humanities and Social science (BA) and the faculty of Education (B.Ed.) are included in the study.

Chapter -2

DATA PRESENTATION AND ANALYSIS

2.1. Graduates Batch 2023A.D.

In this section of the study, the graduates of DMC who completed their bachelor level in the year 2023 A.D. has been taken under the subject of analysis. The total number of graduates is 8, among them 7 are males and 1 is female. The male graduate's percentage is 87.5% and the female are 12.5%. In the faculty of Master of education, Education Planning and Management, 2 students were passed out and both are male. In the faculty of Master of Arts in Sociology 6 students were passed. Where 5 are male and 1 is female. Educationally disadvantaged and Dalit graduate are not traced. In Bachelors of education out of 11 graduates 4 is male 7 are female. Male Dalit is 1, Educationally disadvantaged graduates are not traced. In B.B.S. 10 students have been graduated. Among them 4 are male and 6 are female. Similarly in B.A. 19 students were graduated. Among them 9 are males and 10 are female. The analysis of graduates have been presented and analyzed by the help of tables.

Table No. 1

Level	Total Graduates	Male Graduates	Female Graduates	EDJ	Dalit
BBS	10	4	6	-	
BA	19	9	10	-	2
BED	11	7	4	-	1(female)
EPM	2	2	-	--	-
Sociology	6	5	1	-	
Total	48	27	21		

The transcript of Bachelor Degree has not been submitted. It is in the process of issuing. The above data is received from Campus Administration after result published by T.U.

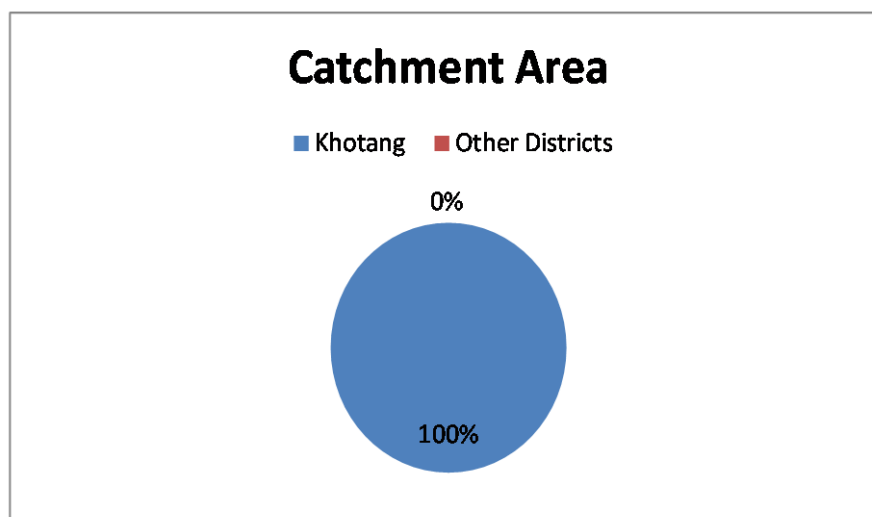
2.2. The Catchment Area

Diktel Multiple campus is located in the heart of the district headquarter of the Khotang district. The college is providing higher education courses to the students surrounding this region. Specially the main sources area of the students in DMC is Khotang district. But also from Solukhumbu, Okhaldhunga and other neighbouring district are also the catchment area of the DMC. The government job holders, bank employees, army, policeman, employees of NGO and INGO are also studying from other district. Out of 8 respondents whom are in contact with the tracer study team, are from the same Khotang district and no one is traced from other district or region. So 100% is from the same district in 2023A.D.

Table No. 2

District	Number	Percentage
Khotang	8	100%
Other distrtict		0%
Total	8	100%

Figure No.1



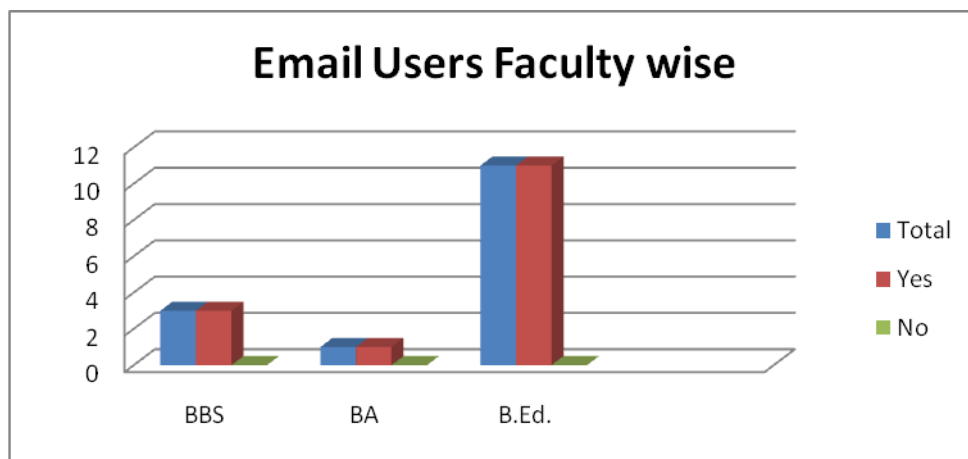
2.3. Familiarity with Media and Technology

Regarding the familiarities with media and technology among the graduates, it was observed that the students of faculty of management and Master's level had more familiarity with media and technology than the students of education and humanities. It was observed that 100% of students from Management, humanities and social science have email ID. They used it regularly. The tables below provide detail information on faculty wise use of email and social media.

Table 3: Email Users Faculty wise

Level	Total Graduates	Yes	No
Master of Education(EPM)	2	2	
Master of Arts in Sociology	6	6	
Total	8	8	

Figure No.2

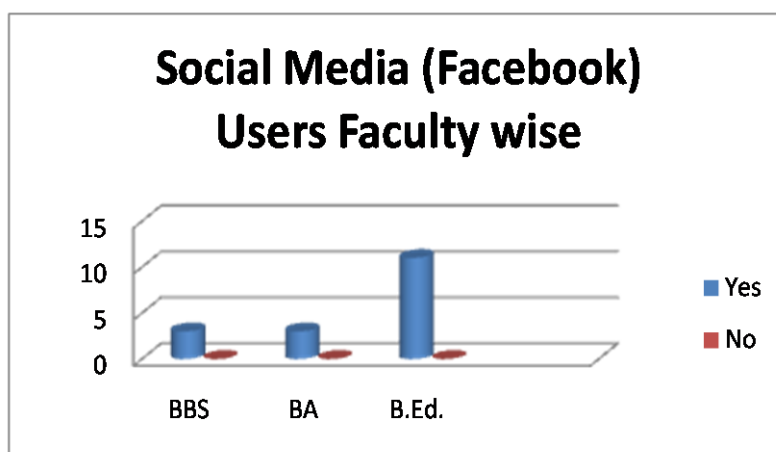


Regarding the familiarities with media and technology among the graduates it was observed that the students of Faculty of Master of Arts in Sociology and Master of Education are equally familiar with media and technology. It was observed that 100% students who are graduated, they use social media. They used it regularly. The tables below provide detail information on faculty wise use of social media.

Table 4: Social Media (Facebook) Users Faculty wise

Level	Total Graduates	Yes	No
Master of Education(EPM)	2	2	
Master of Arts in Sociology	6	6	
Total	8	8	

Figure No.3.



2. 4. Profile of Graduates 2023 A.D.

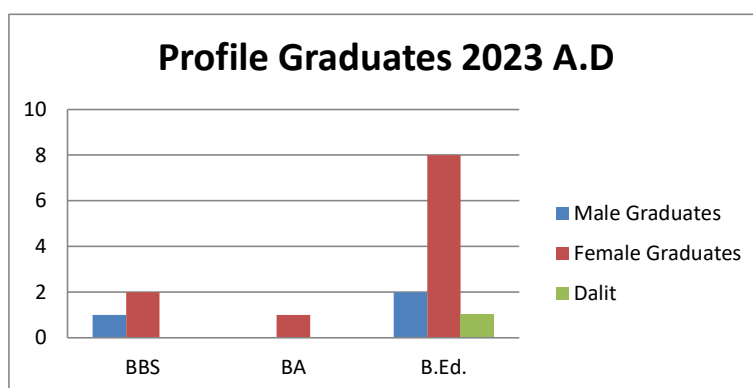
The total number of graduates is 8, among them 7 are males and 1 is female. The male graduates percentage is 87.5% and the female are 12.5%. In the faculty of Master of education, Education Planning and Management, 2 students were passed out and both are male. In the faculty of Master of Arts in Sociology 6 students were passed. Where 5 are male and 1 is female. Educationally disadvantaged and Dalit graduate are not traced. In bachelor's degree of education out of 40 graduates, 20 is male and 20 are female. 1 male and 1 female Dalit is is traced. Educationally disadvantaged graduates are not traced. The data of graduates have been presented and analyzed by the help of tables.

Table No. 5

Level	Total Graduates	Male Graduates	Female Graduates	EDJ	Dalit
BBS	10	4	6	-	
BA	19	9	10	-	2
BED	11	7	4	-	1(female)
EPM	2	2	-	--	-
Sociology	6	5	1	-	
Total	48	27	21		

The transcript of Bachelor Degree has not been submitted. It is in the process of issuing. The above data is received from Campus Administration after result published by T.U.

Figure No.4.



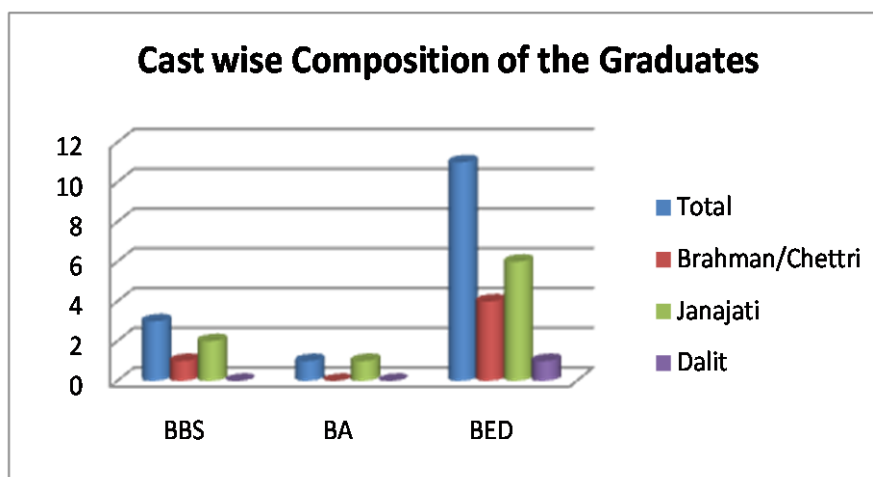
2.5. Cast wise Composition of the Graduates:

The total number of graduates is 8, among them 7 are males and 1 females. Out of total graduates brahman/Chhetri 4, Janajati 4, Dalit and Educationally Disadvantages Graduates are not traced. The percentage of the Brahman /Chherteri is 50.% .Janajati 50.% and EDJ are not found graduated. The caste wise graduates data refers that Dalit and EDJ need to be focused more in study to increase pass out rate of DMC.

Table No.6

Faculties	Total	Brahman/Chettri	EDJ	Janajati	Dalit	Other
EPM	2			2		
Sociology	6	4		2		
Total	8	4		4		-

Figure No.5.



2. 5.1. Faculty wise Distribution of the Graduates:

Out of the total graduated students from the DMC 10 are from management, 19 is from Humanities and Social Science and 11 are from faculty of the Education. 2 are from EPM and 6 are from Sociology.

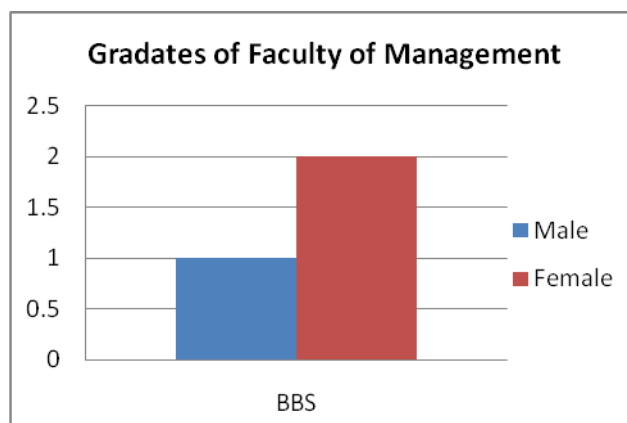
2. 5.2. Faculty of Management:

Table NO. 7

Level	Total Graduates	Male Graduates	Female Graduates	Educationally Disadvantages	Dalit
BBS	10	4	6		

The transcript of Bachelor Degree has not been submitted. It is in the process of issuing. The above data is received from Campus Administration after result published by T.U.

Figure No.6.



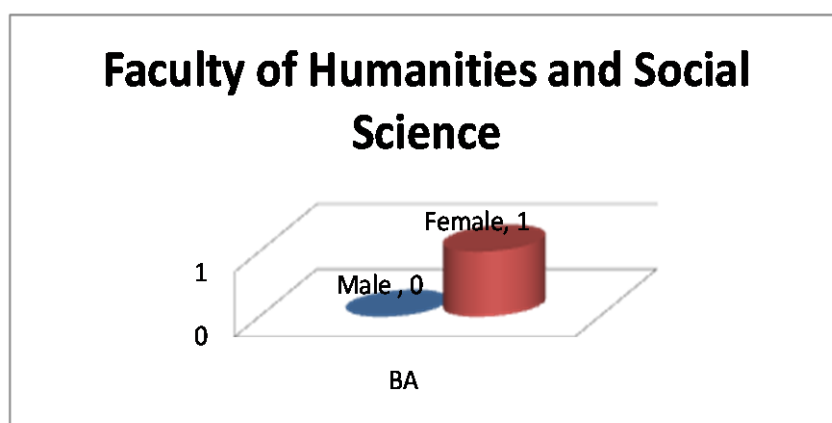
2. 5.1.3. Faculty of Humanities and Social Science

Table No. 8

Level	Total graduates	Male graduates	Female Graduates	Educationally Disadvantages	Dalit
BA	19	9	10		

The transcript of Bachelor Degree has not been submitted. It is in the process of issuing. The above data is received from Campus Administration after result published by T.U.

Figure No.7.



2.5. 1.4. Faculty of Education

Table No. 9

Level	Total Graduates	Male Graduates	Female Graduates	Educationally Disadvantages	Dalit
BED	11	7	4	-	-

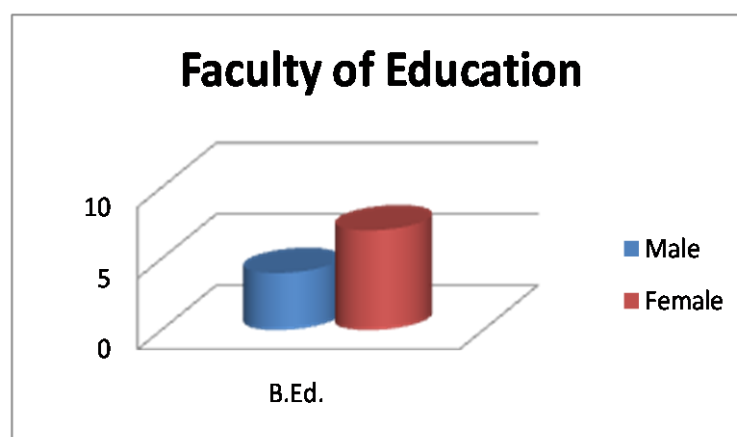


Figure No. 8.

2.5. 1.5: Master of Arts in Sociology

Table No. 9

Level	Total Graduates	Male Graduates	Female Graduates	Educationally Disadvantages	Dalit
Sociology	6	5	1	-	-

2.5. 1.6. Master of education (Education Planning and Management-EPM)

Table No. 9

Level	Total Graduates	Male Graduates	Female Graduates	Educationally Disadvantages	Dalit
EPM	2	2		-	-

2.6. Employment Status of the Graduates

75% of the graduates are found to be employed in different sectors, particularly in government service, school/NGO. Almost all of them are doing full time job according to their specialization. Those who are not holding job have gone for further study and some are in the process of seeking the job.

Many of the employed graduates are operating permanent Nepal Government job i.e.62%.Though their qualification is equivalent to hold the senior level. Some graduates are serving as mid level staff and trying to possess officer level after gaining enough experiences. The tables given below shows that most of the graduates are engaged in job and further study. The situation of the graduates according to their current job status is presented in the tables below.

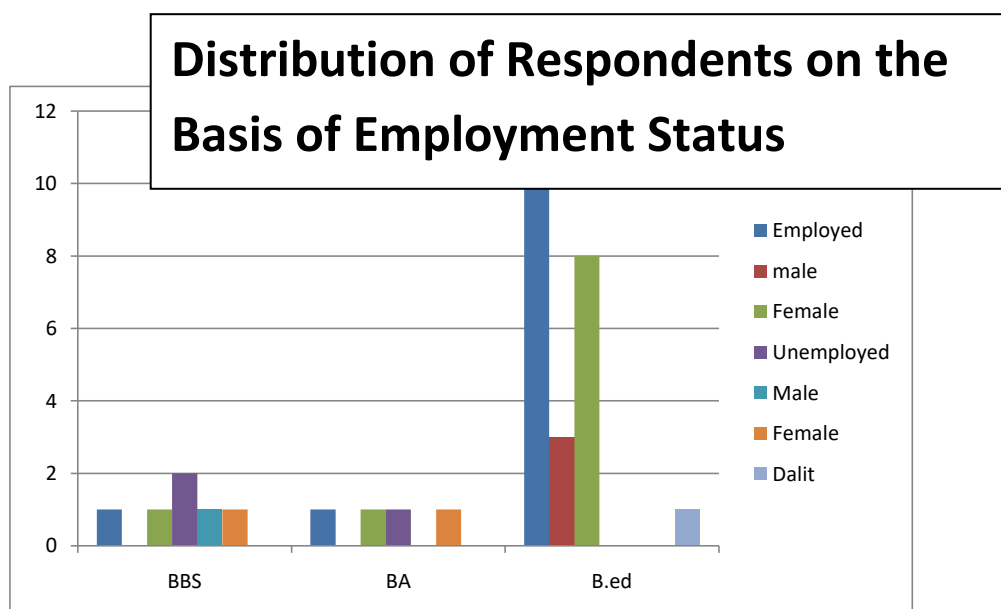
Table No. 10

Distribution of Respondents on the Basis of Employment Status

Faculties	Total	Employed graduates	Unemployed graduates	Employed graduates				Unemployed graduates			
				Male	Female	EDJ	Dalit	Male	Female	EDJ	Dalit
EPM	2	2		2							
Sociology	6	3	3	2	1			3	0		
Total	8	5	3	4	1		0	3	0		

There are 8 graduates and among them 5 graduates have been employed in government service, private and public institution. The remaining numbers of graduate are job seeking and pursuing their further study. The above table shows that among total graduates 62.5 % graduates are engaged in different sector of employment and 37.5% are still seeking job. All the graduates from EPM are employed and from the The total employed graduate percentage in the faculty of education (EPM) is 100%, in Humanities and Social Science (Sociology) is 50.%.

Figure No.9.



2.6.1. Faculty wise Employment Condition:

2.6.1.2 Faculty Of Education (EPM):Table No. 11

Faculties	Total	Employed Graduates	Unemployed Graduates	Employed Graduates				Unemployed Graduates			
				Male	Female	EDJ	Dalit	Male	Female	EDJ	Dalit
EPM	2	2		2							-

Out of the total graduates in the faculty of Master of education (EPM) 2 is employed and no one is unemployed. Out of that 2 graduates, both are in working public school in Khotang District. The total employed graduate in the faculty of education is 100%.

2.6.1.3. Faculty of Humanities and Social Science (Sociology):

Table No. 12

Faculties	Total	Employed Graduates	Unemployed Graduates	Employed Graduates				Unemployed Graduates			
				Male	Female	EDJ	Dalit	Male	Female	EDJ	Dalit
Sociology	7	7		6	1						

In the faculty of Humanities and Social Science (Sociology) there are 7 graduates and all are employed. The total employed graduate in the faculty of Humanities and Social Science is 100% .

2.6.1.4. Faculty of Education:

Table No. 13

Faculties	Total	Employed Graduates	Unemployed Graduates	Employed Graduates				Unemployed Graduates			
				Male	Female	EDJ	Dalit	Male	Female	EDJ	Dalit
BED	12	10	2	3	6		1				

Transcript is not available. The number of graduates are 12. where 10 are employed.

2.6.1.5. Faculty of Humanities:

Faculties	Total	Employed Graduates	Unemployed Graduates	Employed Graduates				Unemployed Graduates			
				Male	Female	EDJ	Dalit	Male	Female	EDJ	Dalit
BED	17	11	6	6	5						

In the faculty of Humanities and Social Science there are 17 graduates and 11 are employed. The total employed graduate in the faculty of Humanities and Social Science is 64.70% .

Condition:

2.6.1.6 Faculty Of EManagement

Faculties	Total	Employed Graduates	Unemployed Graduates	Employed Graduates				Unemployed Graduates			
				Male	Female	EDJ	Dalit	Male	Female	EDJ	Dalit
BBS	10	8	2	2	6						-

In the faculty of management there are 10 graduates students and 7 are employed. The total employed graduate in the faculty of Humanities and Social Science is 70% .

Table No. 14

2.7. Further Study Status of the Graduates

Table No. 14

Level	Number Of the Graduates		
	Total	Male	Female
BBS			
BA			
B.ED.			
Total			

Tracer Study Questionnaire is not filled by students. Transcript is in process to be issued.

2.8. Strength and Weakness of the institution

The tracer study is an empirical survey evaluating the output of the education in relation to the working field. The graduate production of the campus is satisfactory but it is not fully relevant with the need of the society. Education can also be defined as civilizing process and the significant of the campus depends on the production and their application. To some extent Diktel Multiple Campus is being successful in its journey but it has lots of changes to be carried out for institutional strengthening. The employment situation of graduates is found out that the employment sector and the academic qualification are not fully match able. The graduates are engaged in

government, private and NGOs sectors. While studying education are engaged in government, private and NGOs sectors. While studying their job status and level it is identified that most of the graduates are operational and assistant level. The finding of the survey shows that, the expectation and aspiration of the graduates' job they are holding are not matched properly.

2.8.1 Relevance of the Program to Professional (job) Requirements

In the tracer study survey the strength and weakness questionnaire were also asked them to fill up. Out of the total 8 respondent the question of relevance of the program to professional (job) requirements were asked, 1 said very weak, 4 good, 2 better and 1 students said excellent. Similarly, 1 said good and 1 said excellent from EPM. According to the result of the respondent the relevance of the program me to professional requirements is better.

Table No. 15

	0	1	2	3	4	5	Total
	Very Weak	Weaker	Weak	Good	Better	Excellent	
EPM				1		1	2
Sociology	1			3	2		6
Total	1			4	2	1	8

2.8.2. Extracurricular activities:

Respondents were also asked the questions about the extracurricular activities. The results are, 2 responded to the better from EPM, similarly 1 weak 3 good 2 better from sociology.

Table No. 16

	0	1	2	3	4	5	Total
	Very Weak	Weaker	Weak	Good	Better	Excellent	
EPM					2		2
Sociology			1	3	2		6
Total							

2.8.3. Problem solving ability

All of the 8 respondents, the question were also asked about the problem solving ability. 2 students said better in problem solving from EPM. Similarly, the respond is

found as , 3 good, 3 better, 2 excellent from sociology. It is notified that the problem solving ability is good. It is satisfactory.

Table No. 17

	0	1	2	3	4	5	Total
	Very Weak	Weaker	Weak	Good	Better	Excellent	
EPM					2		2
Sociology				3	1	2	6
Total				3	3	2	8

2.8.4. Work placement / attachment / internship/ Teaching

All of the respondents, the question were also asked about the work placement/attachment/internship of the institution. The result are good in, weaker, good 4, better 5 and also 5 are found for excellent. According to the responded, 1 said good and 1 said better. Similarly, 4 said good, 3 said better and 1 said excellent. From sociology group..

Table No. 18

	0	1	2	3	4	5	Total
	Very Weak	Weaker	Weak	Good	Better	Excellent	
EPM				1	1		2
Sociology				3	2	1	6
Total				4	3	1	8

2.8.5. Quality of education delivered/Teaching Environment

All of the 8 respondents the question were also asked about the work quality of education delivered of the institution. The result are; better 1, excellent 1 from EPM, 1 good, 6 better, and 1 excellent from sociology group.

Table No. 19

	0	1	2	3	4	5	Total
	Very Weak	weaker	Weak	Good	Better	Excellent	
EPM					1	1	2
Sociology				1	5		6
Total				1	6	1	8

2.8.6. Information and Technology:

Table No. 20

	0	1	2	3	4	5	Total
	Very Weak	weaker	Weak	Good	Better	Excellent	
EPM			1		1		2
Sociology				1	2	3	6
Total			1	1	3	3	8

The students from EPM said that information and technology of campus is better. Most of the students said better in the service of information and technology service.

2.8.6. Teacher Student relationship

All of the 8 respondents the questions were also asked about the teacher students relationship of the institution. The result are; better 4, good 1, and in excellent also 3. According to the result of the respondents analysis for teacher students relationship is better.

Table No. 21

	0	1	2	3	4	5	Total
	Very Weak	weaker	Weak	Good	Better	Excellent	
EPM					2		2
Sociology				1	2	3	6
Total				1	4	3	8

2.8.7. Library facility

All of the 8 respondents the question were also asked about library facility of the institution. The result are; better 2 from EPM. Similarly , very weak 1, good 2, better 4, and excellent 1 from sociology. According to the result of the respondent's analysis for the library facility is better.

Table No. 22

	0	1	2	3	4	5	Total
	Very Weak	Weaker	Weak	Good	Better	Excellent	
EPM					2		2
Sociology	1			2	2	1	6
Total	1			2	4	1	8

2.8.8. Lab facility

All of the 8 respondents the question were also asked about lab facility of the institution. The result are; very weak , 1 weak , and 2 good , 4 better and no respond to excellent. According to the result of the respondent's analysis for the lab facility is weak. It is clear that in the institution there is lack of lab facility in the institution.

Table No.23

	0	1	2	3	4	5	Total
	Very Weak	Weaker	Weak	Good	Better	Excellent	
EPM				1	1		1
Sociology	1		1	1	3		6
Total	1		1	2	4		8

2.8.10. Canteen / Urinals etc

Regarding the strength and weakness about Canteen/ Urinals, there are 5.5% weaker, 5.5% weak, 16.16% good and 27.27% 60% best. is batter. According to the result of the respondents analysis for canteen/urinals is best (60%).

Table No. 24

	0	1	2	3	4	5	Total
	Weaker	Weak	Good	Better	Best	Excellent	
EPM				1	1		2
Sociology				2	3	1	6
Total				3	4	1	8

2.9 Suggestions/Recommendations for the betterment of Institution:

Most of the Graduates have given the suggestions and recommendations for the betterment of the institution. The suggestions given by graduates are listed as follows. The suggestions listed up to serial no 16 were taken from previous years and from serial no 17 to 21 are from this years.

1. Library books should be increased
2. E Library should be started
3. Playground and Other Outdoor Games Management
4. Provision of Clean Drinking Water
5. Regular Classes
6. Provision Of First Aid
7. Programmer Extension(Master Degree)
8. Regular test/exam
9. Classroom Decoration, Lighting
10. Use Of Modern Technology in Teaching
11. Fees decrease
12. Infrastructures Development
13. Extend the relationship to institution to create job opportunities
14. Publicize the activities and programs of the campus
15. Manage free system to the physically disabled and Dalit students
16. Maintain cleanliness of the toilet.
17. Gardening and plantation are needed.
18. Purified hot water.
19. Conduct online classes.
20. Use ICT in teaching.
21. Campus is doing better than the previous years.

Table No. 26

Topics of the Suggestion	Number of the respondents	Percentage
1. Library books should be increased	4	22.22%

2. E Library Should be started	5	27.27%
3. Playground and Other Outdoor Games Management	3	16.16%
4. Provision Of Clean Drinking Water	1	5.5%
5. Regular Classes	3	
6. Provision Of First Aid	1	5.5%
7. Program Extension (Master Degree)	1	5.5%
8. Regular test/exam	2	11.11%
9. Classroom Decoration, Lighting ⁸	2	11.11%
10. Use Of Modern Technology in Teaching	1	5.5%
11. Infrastructure Development	2	11.11%
12. Gardening	3	16.16%
13.ECA	2	11.11%
14.Outreach Program	1	5.5%
15.Construct Campus Road	5	27.27%
16. manage Changing Room and Sanitary Pad	1	5.5%
17. Extend the relationship to institution to create job opportunities	1	6.66%
18. Publisize the activities and programs of the campus	1	6.66%
19. Manage free system to the physically disabled and Dalit students	1	6.66%
20. Maintain cleanliness of the toilet	1	6.66%
21. Guardening and plantation are needed	1	6.66%
22. Purified hot water.	1	6.66%
22. Conduct online classes	1	6.66%
23. Use ICT in teaching	1	6.66%
24. . This Campus is doing good	1	6.66%

The suggestions were asked for the graduates for the institution during the filling period of tracer form. The following result was received. 22.22% respondent suggests that there should be manage sufficient library books in the campus library. Similarly 27.27% suggest that e-library should be started sooner, 16.16% suggest that play ground and sport facilities should be manage, 16.16% suggest that regular classes should be run. Again similarly 5.5% drinking water, 5.5% provision for first aid, 5.5% suggest to run masters level program (Program extension) 11.11% regular test 5.5% use of modern technology in teaching and 6.6% for others.

Chapter-III

Major Findings

Khotang district is located in hilly region with critical and complex geographical setting. Diktel Multiple Campus is the community based educational institution providing higher education to the students of this territory since 43 years. The total number of graduate passed out is seen to be occupied by indigenous people including Bramin Chhetri Dalit people .

Girls represents very less (12.5%) percent of total graduated students. 82.6% graduates are found to be employed in different sectors; they are engaged particularly in government and non-government sector. Private sector includes Boarding School, NGO and other private organization. The graduates included in this study are found to have engaged in different sectors as full time employees. In spite of high attraction to have government job, the number of employees in that sector is proportionately lower than other sectors. Almost all of them are doing full job according to their specialization. The number of graduates gone for further study and foreign countries is seen to nominal.

Many of the employed graduates are in operational level staff though their qualification is equivalent to hold the senior level. It may indicate that the performance level of graduate is not equivalent to current need of job market. The reality directs that the institution has to think and implement the process of practical education rather than theoretical only.

The major findings are:

- i. The total number of graduates is 8, among them 7 males and 1 females.
- ii. Out of the total graduates passed out from the DMC 2 are from Education Planning and Management and it is 25.%.
- iii. Out of 1 respondents related to faculty of Humanities and Social Science which is 6.66% in total graduates of DMC. 1 respondent is the female. No graduated from Dalit and educationally disadvantages group.
- iv. Out of respondents related to faculty of Education which is 100%.s the male.
- v. It was observed that 100% of students from management, Humanities and Social Science and Education Faculties have Email IDs.

- vi. The total number of graduates is 8 among them 7 are males and 1 female. Out of total graduates 5 are Brahman/Chettri, Janajati 3 and no dalit and other caste found
- vii. Out of the 8 graduates 62.5 % are employed and 37.35% are not employed.
- viii. Out of the total graduates in the faculty of humanities (Sociology) 3 employed and 3 are unemployed.
- ix. In the faculty of Humanities and Social Science out of the total graduates 6. 3 are employed where 1 is female.
- x. Out of 2 graduates in Education Faculty (EPM) all are employed and no one is seeking the job. The total employed graduate in the faculty of education is 25% .
- xi. Out of the 8 respondents 2 graduates from the faculty of education (EPM), no one is pursuing for further study.
- xii. Out of 8 respondents the question were also asked about the extracurricular activities .The result are weaker 11.11%, 33.33% weak, 33.33% good, 21.11% better. It is notified that the extracurricular activities are good (33.33%).
- xiii. All of the 8 respondents the question were also asked about the problem solving ability. The result are weaker 11.11%, 22.22% weak, 38.88% good, 22.22% better and 5.5% is excellent. It is notified that the problem solving ability is good (38.88%).
- xiv. All of the respondents the question were also asked about the work placement/attachment/internship of the institution. The result are 11.11% weaker, 16.16% weak and 16.16% are good and 27.27 are found better. According to the result of the respondents' analysis for work placement and attachment the institution is better (27.27%) condition.
- xv. All of the 8 respondents the question were also asked about the work quality of education delivered of the institution. The result are weaker 11.11%, 16.16% weak, 66.66% are good, 5.5% better and similarly 5.5% respondent said excellent. According to the result of the respondents analysis for quality of education delivered the institution is good (66.66%).
- xvi. All of the 8 respondents the question were also asked about the teacher students relationship of the institution. The result are 22.22% weak, 22.22% are good, better 38.88% and 11.11% tick in excellent. According to the result of the respondents analysis for teacher students relationship is better (38.88%).

- xvii. All of the 8 respondents the question were also asked about library facility of the institution. The result are weaker 15.5%, 33.33% weak, 27.27% are good 11.11% better and 5.5% tick in excellent. According to the result of the respondents' analysis for the library facility is weak (33.33%).
- xviii. According to the result of the respondents' analysis for the lab facility is good (27.27%).It is clear that in the institution there is few lab facility in the institution.
- xix. All of the 8 respondents the question were also asked about sport facility of the institution. The result are very weak 11.11%, weaker 22, 22%, weak 38.88% good 16.16%, better 11.11% and no respond in excellent. According to the result of the respondents analysis for the sport facility is weak (38.88%).
- xx. Regarding the strength and weakness about Canteen/ Urinals, there are 5.5%,weak, 16.16% good and 27.27% is better, 50% better. According to the result of the respondents analysis for canteen/urinals is best (50%)
- xxi. 22.22% respondent suggest that there should be manage sufficient library books in the campus library. Similarly 27.27% suggest that e-library should be managed sooner, 16.16% suggest that play ground and sport facilities should be manage, 16.16% suggest that regular classes should be run. Again similarly 5.5% drinking water, 5.5% provision for first aid, 5.5% suggest to run masters level program (Program extension) 11.11% regular test, 5.5% use of modern technology in teaching.
- xxii.In addition to these, for infrastructure development 11.11%,gardening 16.16%,ECA 11.11%, outreach program 5.5%,construction for Campus Road27.27%,and for managing changing room and sanitation pad 5.5%.are observed for managing.

Chapter – IV

Implications to Institutional Reform

The Tracer Study Committee has identified implications for institutional reform. Education by this institution largely based on teacher centered method guided by text book. The student-centered method based on authentic as well as non-authentic texts have been being used to expose students into the interdisciplinary areas.

Based on the findings of the survey, the institution needs to carryout following improvement plans about the courses offered, teaching learning environment, quality of delivery, teacher student relationship, extracurricular activities, library/lab facilities etc. The institution has to carryout action research on above aspects on a regular basis. At the same time tracer study like this has to be carried out regularly to find out the where about of its products and the effectiveness of its programs. Besides these, following activities are suggested for the institutional reforms:

- Institution has to develop the system of continuous assessment of its programs and collect the feedbacks regularly.
- The college has to make students record keeping system more effective.
- The institution has to offer programs that are market oriented and more practice based.
- Conduct case study, research to make a plan to reform the immediate shortcomings.
- Need of enhancing information Technology and Research Skills.
- It will assist campus management team to make vision, mission and set goals for institutional development and strengthening. It will activate the monitoring part of the institution.
- The administration will be conscious in delivering the services to the stakeholders in time accurately.
- Campus has to focus on making plans to uplift the level of student and to increase pass out ratio.
- This study will help to build up the provision for insuring access to academically eligible, poor and disadvantaged students.
- It will be guideline for ensuring academic calendar and its implementation.
- It will suggest the district as well as national policy maker to make plans for reforming the educational system in order to address the students problems in remote and backward district like Khotang
- The research will direct the stakeholders in stressing the need of motivating student towards entrepreneurship for self dependency and creating employment for others.

- It will support in promoting the passed rate ratio of graduates if the shortcomings identified in this research are addressed thoroughly.

Chapter-v

Conclusion and Recommendation

To sum up, this tracer study research is expected to be the milestone to reform the problems of the institution. It is just an initiation of stepping forward towards the advanced educational goals. The attitudes, suggestions, feedback and comments given by the graduates will be remarkable path to catch the destination. The study has established the relationship between the recommendations of its own graduates.. As a leading institution, the campus is in the key position to keep in touch among the graduates. The response of the graduates to the question about the contribution to their institution can be traced as follows.

Encourages the Campus to form a committee of ex-students for economic, morale and academic support. It makes the teaching staff aware of revising the teaching methodologies and non-teaching staff keeping document up to date as well.

After the overall data presentation, analysis, major findings and the implication to institutional reform, the committee has suggested the following recommendations to reform the institution and education policy.

- The DMC should extend the library facilities (e-library, books number should be increased)
- The DMC should allocate sufficient budget for library.
- The students as well as teacher should involve in research activities.
- DMC should attempt for job placement and internship to the students.
- The institution also focuses on regular classes of the students and it is recommended that “ The Academic Committee should actively implement the action plan of quality delivered to the students”.
- The EDJ and Dalit students should be given more incentive to bring the mainstream of the education in the nation.
- The DMC should allocate the sufficient budget allocation for refurbishment of its infrastructure.(Lighting facilities in classroom, painting, decoration and etc.)
- DMC should encourage teacher and students involve in extra co curricular activities.
- DMC should focus in program extension.
- DMC should use modern teaching methodology.
- DMC should provide need based practical education.

- Establish intimate relationship to the ex-students of the campus.
- Manage frequent refreshment training to the teachers, staff and students.
- Bright interdisciplinary subjects within particular faculty.
- Focus on research based field visits sharing experiences.
- Canteen should manage properly.
- Campus road should be constructed.
- Changing room and sanitary pad should be managed.
- The campus has to allocate the sufficient library budget for the coming year.
- Manage purified hot water.
- Gardening is highly demanded.

The End